

Lamello

Face Frame Cabinets with P-System



"The P-System has totally revolutionized how we build and finish face frame cabinets. It saves us time and allows us to improve the quality and efficiency of our finishing process. A Zeta machine is at every cabinet-maker's bench, as much of a staple as a cordless drill."

Jeff Tilton, Production Manager, Jewett Farms & Co, York, Maine



"The Lamello P-System connectors save a lot of time and has greatly improved the quality of our face frame cabinets. Adding the Lamello Zeta P2 was an investment that is definitely paying for itself."

Jason Stimis, Owner, Stimis Enterprises, LLC, Allen, MD



"The Zeta P2 and Tenso system has been an absolute game changer for our shop. The set up speed, repeatability, and reliability of the P-System system has allowed us to move quickly during fabrication and installation while still allowing us the flexibility to remove and attach face frames easily."

Ken Decost, Materia Millworks, Avon, MA


Scan here to see more application inspirations




How it works:




1. Lay out connector slot location on back side of face frames



2. Set stop square on Zeta P2 to appropriate height



3. Set top adjustment knob to correct setting



4. Cut slots on face frame



5. Cut corresponding slots on cabinet boxes



6. Install connectors



7. Install pre-load clip



8. Apply glue (when using Tenso)



9. Install face frame

Lamello

P-System tools, connectors & accessories

For in-depth Lamello how-to videos, visit our Lamello Lessons YouTube channel



Zeta P2 biscuit joiner Art. No.
 In systainer, with carbide cutter and drill jig **101402S**
 In systainer, with diamond cutter and drill jig **101402DS**



Zeta P2 cordless biscuit joiner, DP (diamond) Art. No.
 In systainer, incl. 2 batteries **101801SD**
 In systainer, without batteries, without charger **101800SD**



P-System connector assortment basic Art. No.
 Includes: 80 pairs Clamex P-14, 80 pairs Tenso P-14 incl. clip, 60 pairs Clamex P-14/10 Medius, 20 pieces Bisco P-14, Tenso P-14/10 preload tool, Systainer II T-Loc incl. compartment dividers **145314**



P-System connector assortment professional Art. No.
 Includes: 120 pairs **145312**
 Clamex P-14, 30 pairs Clamex P-14/10 Flexus, 30 pairs Clamex P-10, 80 pairs Tenso P-14 incl. clip, 30 pairs Tenso P-10 incl. clip, 20 pieces Bisco P-14, 20 pieces Bisco P-10, 80 pairs Divario P-18, Divario installation tool/drill/marking gauge, Clamex P installation tool, Tenso P-14/10 preload tool, Sortainer T-loc



Divario P-18 Starter set Art. No.
 In systainer3, includes: Divario P-18, 80 pairs, drill, marking jig in metal and installation tool **145551**



Clamex P-14 Art. No.
 80 pairs **145334**
 300 pairs **145346**
 1000 pairs **145356**



Clamex P-14/10 Medius Art. No.
 80 pairs **145370**
 300 pairs **145371**



Clamex P-10 Art. No.
 80 pairs **145372**
 300 pairs **145373**
 1000 pairs **145374**



Clamex P-14/10 Flexus Art.No.
 80 pairs **145315**
 300 pairs **145316**
 1000 pairs **145317**



Bisco P-14 Art. No.
 80 pieces **145301**
 300 pieces **145302**
 1000 pieces **145303**



Bisco P-10 Art. No.
 80 pieces **145304**
 300 pieces **145305**



Divario P-18 Art. No.
 80 pairs **145550**
 300 pairs **145560**
 1000 pairs **145570**



Tenso P-14 Art. No.
 80 pairs **145415**
 80 pairs, with preload clip **145415S**
 300 pairs **145425**
 1000 pairs **145435**



Tenso P-14 preload clip Art. No.
 300 pieces **145426**
 1000 pieces **145436**



Tenso P-10 Art. No.
 80 pairs, with preload clip **145418**
 300 pairs, with preload clip **145428**
 1000 pairs, with preload clip **145438**

Your distribution partner: