107|Drunk2 + 2002|LAM PB: Plan 1 of 25 (12) 48 × 96

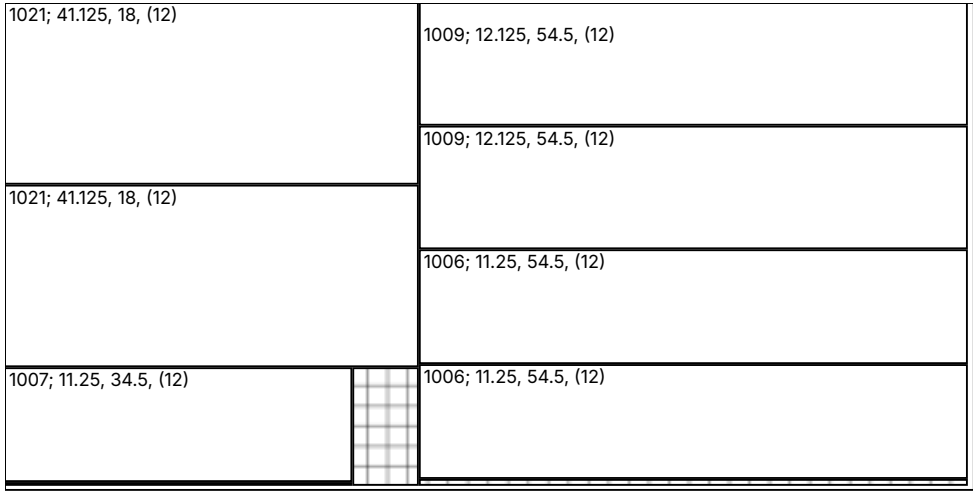

Cycle	Step	Phase	Direction	Position	Produces
1	1	1	Crosscut	41.125	
1	2	2	Rip	18	1021 41.125×18 (3)
1	3	2	Rip	18	1021 41.125×18 (3)
1	4	3	Crosscut	34.5	
1	5	4	Rip	11.25	1007 11.25×34.5 (3)
1	6	1	Crosscut	54.5	
1	7	2	Rip	12.125	1009 12.125×54.5 (3)
1	8	2	Rip	12.125	1009 12.125×54.5 (3)
1	9	2	Rip	11.25	1006 11.25×54.5 (3)
1	10	2	Rip	11.25	1006 11.25×54.5 (3)
2	1	1	Crosscut	41.125	
2	2	2	Rip	18	1021 41.125×18 (3)
2	3	2	Rip	18	1021 41.125×18 (3)
2	4	3	Crosscut	34.5	
2	5	4	Rip	11.25	1007 11.25×34.5 (3)
2	6	1	Crosscut	54.5	
2	7	2	Rip	12.125	1009 12.125×54.5 (3)
2	8	2	Rip	12.125	1009 12.125×54.5 (3)
2	9	2	Rip	11.25	1006 11.25×54.5 (3)
2	10	2	Rip	11.25	1006 11.25×54.5 (3)
3	1	1	Crosscut	41.125	
3	2	2	Rip	18	1021 41.125×18 (3)
3	3	2	Rip	18	1021 41.125×18 (3)
3	4	3	Crosscut	34.5	
3	5	4	Rip	11.25	1007 11.25×34.5 (3)
3	6	1	Crosscut	54.5	
3	7	2	Rip	12.125	1009 12.125×54.5 (3)
3	8	2	Rip	12.125	1009 12.125×54.5 (3)
3	9	2	Rip	11.25	1006 11.25×54.5 (3)
3	10	2	Rip	11.25	1006 11.25×54.5 (3)
4	1	1	Crosscut	41.125	
4	2	2	Rip	18	1021 41.125×18 (3)
4	3	2	Rip	18	1021 41.125×18 (3)
4	4	3	Crosscut	34.5	
4	5	4	Rip	11.25	1007 11.25×34.5 (3)
4	6	1	Crosscut	54.5	
4	7	2	Rip	12.125	1009 12.125×54.5 (3)
4	8	2	Rip	12.125	1009 12.125×54.5 (3)
4	9	2	Rip	11.25	1006 11.25×54.5 (3)
4	10	2	Rip	11.25	1006 11.25×54.5 (3)

107|Drunk2 + 2002|LAM PB: Plan 2 of 25 (1) 48 × 96

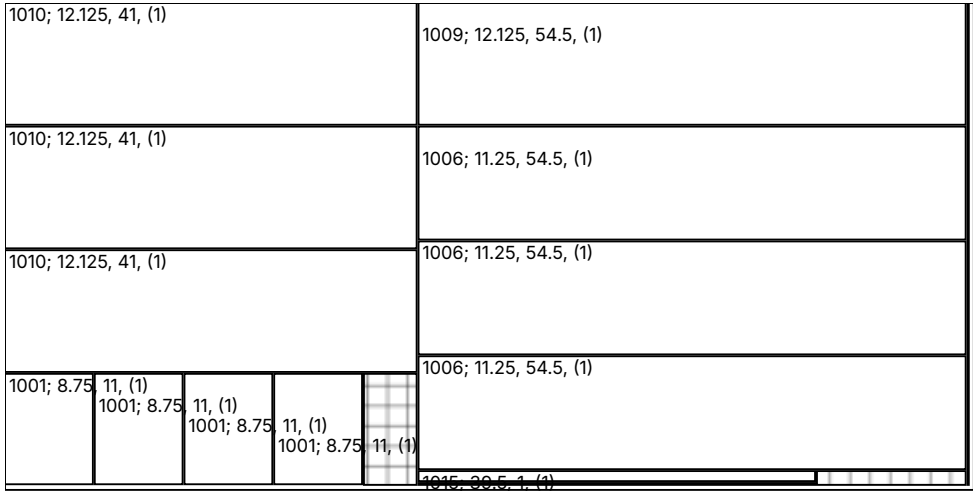

Cycle	Step	Phase	Direction	Position	Produces
1	1	1	Crosscut	41	
1	2	2	Rip	12.125	1010 12.125×41 (1)
1	3	2	Rip	12.125	1010 12.125×41 (1)
1	4	2	Rip	12.125	1010 12.125×41 (1)
1	5	3	Crosscut	8.75	
1	6	4	Rip	11	1001 8.75×11 (1)
1	7	3	Crosscut	8.75	
1	8	4	Rip	11	1001 8.75×11 (1)
1	9	3	Crosscut	8.75	
1	10	4	Rip	11	1001 8.75×11 (1)
1	11	3	Crosscut	8.75	
1	12	4	Rip	11	1001 8.75×11 (1)
1	13	1	Crosscut	54.5	
1	14	2	Rip	12.125	1009 12.125×54.5 (1)
1	15	2	Rip	11.25	1006 11.25×54.5 (1)
1	16	2	Rip	11.25	1006 11.25×54.5 (1)
1	17	2	Rip	11.25	1006 11.25×54.5 (1)
1	18	3	Crosscut	39.5	
1	19	4	Rip	1	1015 39.5×1 (1)

107|Drunk2 + 2002|LAM PB: Plan 3 of 25 (7) 48 × 96

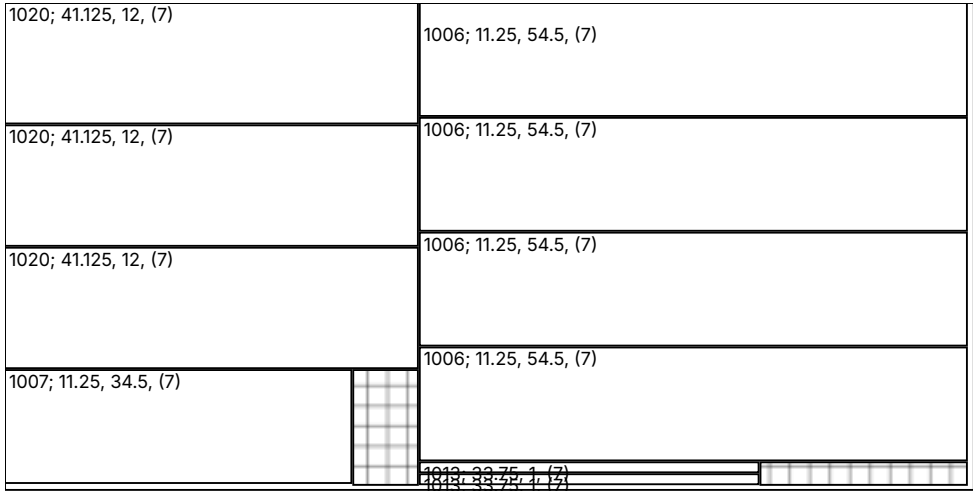

Cycle	Step	Phase	Direction	Position	Produces
1	1	1	Crosscut	41.125	
1	2	2	Rip	12	1020 41.125×12 (3)
1	3	2	Rip	12	1020 41.125×12 (3)
1	4	2	Rip	12	1020 41.125×12 (3)
1	5	3	Crosscut	34.5	
1	6	4	Rip	11.25	1007 11.25×34.5 (3)
1	7	1	Crosscut	54.5	
1	8	2	Rip	11.25	1006 11.25×54.5 (3)
1	9	2	Rip	11.25	1006 11.25×54.5 (3)
1	10	2	Rip	11.25	1006 11.25×54.5 (3)
1	11	2	Rip	11.25	1006 11.25×54.5 (3)
1	12	3	Crosscut	33.75	
1	13	4	Rip	1	1013 33.75×1 (3)
1	14	4	Rip	1	1013 33.75×1 (3)
2	1	1	Crosscut	41.125	
2	2	2	Rip	12	1020 41.125×12 (3)
2	3	2	Rip	12	1020 41.125×12 (3)
2	4	2	Rip	12	1020 41.125×12 (3)
2	5	3	Crosscut	34.5	
2	6	4	Rip	11.25	1007 11.25×34.5 (3)
2	7	1	Crosscut	54.5	
2	8	2	Rip	11.25	1006 11.25×54.5 (3)
2	9	2	Rip	11.25	1006 11.25×54.5 (3)
2	10	2	Rip	11.25	1006 11.25×54.5 (3)
2	11	2	Rip	11.25	1006 11.25×54.5 (3)
2	12	3	Crosscut	33.75	
2	13	4	Rip	1	1013 33.75×1 (3)
2	14	4	Rip	1	1013 33.75×1 (3)
3	1	1	Crosscut	41.125	
3	2	2	Rip	12	1020 41.125×12 (1)
3	3	2	Rip	12	1020 41.125×12 (1)
3	4	2	Rip	12	1020 41.125×12 (1)
3	5	3	Crosscut	34.5	
3	6	4	Rip	11.25	1007 11.25×34.5 (1)
3	7	1	Crosscut	54.5	
3	8	2	Rip	11.25	1006 11.25×54.5 (1)
3	9	2	Rip	11.25	1006 11.25×54.5 (1)
3	10	2	Rip	11.25	1006 11.25×54.5 (1)
3	11	2	Rip	11.25	1006 11.25×54.5 (1)
3	12	3	Crosscut	33.75	
3	13	4	Rip	1	1013 33.75×1 (1)
3	14	4	Rip	1	1013 33.75×1 (1)

107|Drunk2 + 2002|LAM PB: Plan 4 of 25 (20) 48 × 96



Cycle	Step	Phase	Direction	Position	Produces
1	1	1	Rip	7.5	
1	2	2	Crosscut	33.75	1014 33.75×7.5 (3)
1	3	2	Crosscut	30.125	1012 30.125×7.5 (3)
1	4	2	Crosscut	30.125	1012 30.125×7.5 (3)
1	5	1	Rip	39.5	
1	6	2	Crosscut	18.75	1019 39.5×18.75 (3)
1	7	2	Crosscut	18.75	1019 39.5×18.75 (3)
1	8	2	Crosscut	18.75	1019 39.5×18.75 (3)
1	9	2	Crosscut	18.75	1019 39.5×18.75 (3)
1	10	2	Crosscut	18.75	1019 39.5×18.75 (3)
1	11	2	Crosscut	1	1015 39.5×1 (3)
2	1	1	Rip	7.5	
2	2	2	Crosscut	33.75	1014 33.75×7.5 (3)
2	3	2	Crosscut	30.125	1012 30.125×7.5 (3)
2	4	2	Crosscut	30.125	1012 30.125×7.5 (3)
2	5	1	Rip	39.5	
2	6	2	Crosscut	18.75	1019 39.5×18.75 (3)
2	7	2	Crosscut	18.75	1019 39.5×18.75 (3)
2	8	2	Crosscut	18.75	1019 39.5×18.75 (3)
2	9	2	Crosscut	18.75	1019 39.5×18.75 (3)
2	10	2	Crosscut	18.75	1019 39.5×18.75 (3)
2	11	2	Crosscut	1	1015 39.5×1 (3)
3	1	1	Rip	7.5	
3	2	2	Crosscut	33.75	1014 33.75×7.5 (3)
3	3	2	Crosscut	30.125	1012 30.125×7.5 (3)
3	4	2	Crosscut	30.125	1012 30.125×7.5 (3)
3	5	1	Rip	39.5	
3	6	2	Crosscut	18.75	1019 39.5×18.75 (3)
3	7	2	Crosscut	18.75	1019 39.5×18.75 (3)
3	8	2	Crosscut	18.75	1019 39.5×18.75 (3)
3	9	2	Crosscut	18.75	1019 39.5×18.75 (3)
3	10	2	Crosscut	18.75	1019 39.5×18.75 (3)
3	11	2	Crosscut	1	1015 39.5×1 (3)
4	1	1	Rip	7.5	
4	2	2	Crosscut	33.75	1014 33.75×7.5 (3)
4	3	2	Crosscut	30.125	1012 30.125×7.5 (3)
4	4	2	Crosscut	30.125	1012 30.125×7.5 (3)
4	5	1	Rip	39.5	
4	6	2	Crosscut	18.75	1019 39.5×18.75 (3)
4	7	2	Crosscut	18.75	1019 39.5×18.75 (3)
4	8	2	Crosscut	18.75	1019 39.5×18.75 (3)
4	9	2	Crosscut	18.75	1019 39.5×18.75 (3)
4	10	2	Crosscut	18.75	1019 39.5×18.75 (3)
4	11	2	Crosscut	1	1015 39.5×1 (3)

Cycle	Step	Phase	Direction	Position	Produces
5	1	1	Rip	7.5	
5	2	2	Crosscut	33.75	1014 33.75×7.5 (3)
5	3	2	Crosscut	30.125	1012 30.125×7.5 (3)
5	4	2	Crosscut	30.125	1012 30.125×7.5 (3)
5	5	1	Rip	39.5	
5	6	2	Crosscut	18.75	1019 39.5×18.75 (3)
5	7	2	Crosscut	18.75	1019 39.5×18.75 (3)
5	8	2	Crosscut	18.75	1019 39.5×18.75 (3)
5	9	2	Crosscut	18.75	1019 39.5×18.75 (3)
5	10	2	Crosscut	18.75	1019 39.5×18.75 (3)
5	11	2	Crosscut	1	1015 39.5×1 (3)
6	1	1	Rip	7.5	
6	2	2	Crosscut	33.75	1014 33.75×7.5 (3)
6	3	2	Crosscut	30.125	1012 30.125×7.5 (3)
6	4	2	Crosscut	30.125	1012 30.125×7.5 (3)
6	5	1	Rip	39.5	
6	6	2	Crosscut	18.75	1019 39.5×18.75 (3)
6	7	2	Crosscut	18.75	1019 39.5×18.75 (3)
6	8	2	Crosscut	18.75	1019 39.5×18.75 (3)
6	9	2	Crosscut	18.75	1019 39.5×18.75 (3)
6	10	2	Crosscut	18.75	1019 39.5×18.75 (3)
6	11	2	Crosscut	1	1015 39.5×1 (3)
7	1	1	Rip	7.5	
7	2	2	Crosscut	33.75	1014 33.75×7.5 (2)
7	3	2	Crosscut	30.125	1012 30.125×7.5 (2)
7	4	2	Crosscut	30.125	1012 30.125×7.5 (2)
7	5	1	Rip	39.5	
7	6	2	Crosscut	18.75	1019 39.5×18.75 (2)
7	7	2	Crosscut	18.75	1019 39.5×18.75 (2)
7	8	2	Crosscut	18.75	1019 39.5×18.75 (2)
7	9	2	Crosscut	18.75	1019 39.5×18.75 (2)
7	10	2	Crosscut	18.75	1019 39.5×18.75 (2)
7	11	2	Crosscut	1	1015 39.5×1 (2)

107|Drunk2 + 2002|LAM PB: Plan 5 of 25 (5) 48 × 96

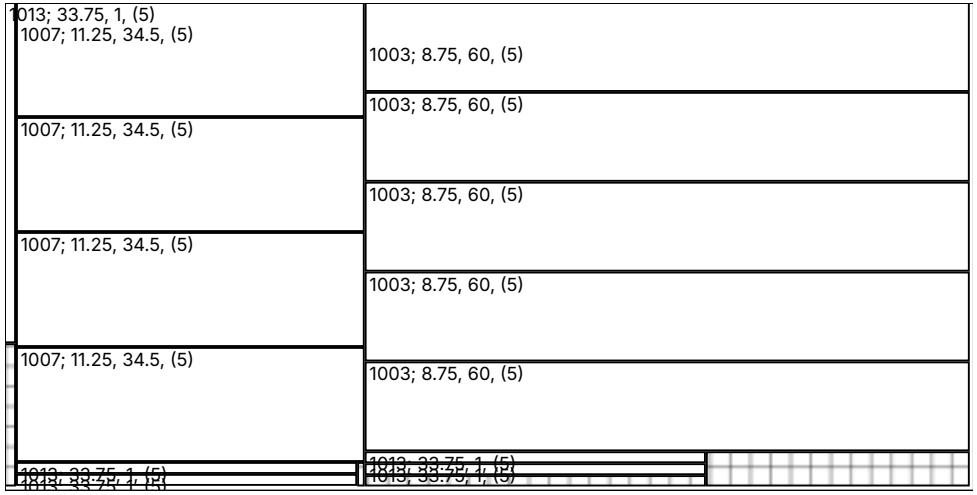

Cycle	Step	Phase	Direction	Position	Produces
1	1	1	Crosscut	1	
1	2	2	Rip	33.75	1013 33.75×1 (3)
1	3	1	Crosscut	34.5	
1	4	2	Rip	11.25	1007 11.25×34.5 (3)
1	5	2	Rip	11.25	1007 11.25×34.5 (3)
1	6	2	Rip	11.25	1007 11.25×34.5 (3)
1	7	2	Rip	11.25	1007 11.25×34.5 (3)
1	8	3	Crosscut	33.75	
1	9	4	Rip	1	1013 33.75×1 (3)
1	10	4	Rip	1	1013 33.75×1 (3)
1	11	1	Crosscut	60	
1	12	2	Rip	8.75	1003 8.75×60 (3)
1	13	2	Rip	8.75	1003 8.75×60 (3)
1	14	2	Rip	8.75	1003 8.75×60 (3)
1	15	2	Rip	8.75	1003 8.75×60 (3)
1	16	2	Rip	8.75	1003 8.75×60 (3)
1	17	3	Crosscut	33.75	
1	18	4	Rip	1	1013 33.75×1 (3)
1	19	4	Rip	1	1013 33.75×1 (3)
2	1	1	Crosscut	1	
2	2	2	Rip	33.75	1013 33.75×1 (2)
2	3	1	Crosscut	34.5	
2	4	2	Rip	11.25	1007 11.25×34.5 (2)
2	5	2	Rip	11.25	1007 11.25×34.5 (2)
2	6	2	Rip	11.25	1007 11.25×34.5 (2)
2	7	2	Rip	11.25	1007 11.25×34.5 (2)
2	8	3	Crosscut	33.75	
2	9	4	Rip	1	1013 33.75×1 (2)
2	10	4	Rip	1	1013 33.75×1 (2)
2	11	1	Crosscut	60	
2	12	2	Rip	8.75	1003 8.75×60 (2)
2	13	2	Rip	8.75	1003 8.75×60 (2)
2	14	2	Rip	8.75	1003 8.75×60 (2)
2	15	2	Rip	8.75	1003 8.75×60 (2)
2	16	2	Rip	8.75	1003 8.75×60 (2)
2	17	3	Crosscut	33.75	
2	18	4	Rip	1	1013 33.75×1 (2)
2	19	4	Rip	1	1013 33.75×1 (2)

107|Drunk2 + 2002|LAM PB: Plan 6 of 25 (8) 48 × 96

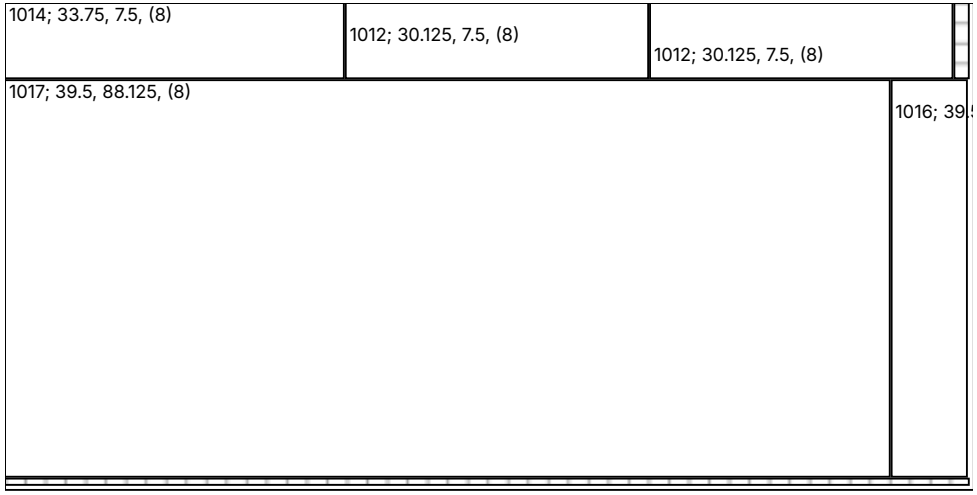

Cycle	Step	Phase	Direction	Position	Produces
1	1	1	Rip	7.5	
1	2	2	Crosscut	33.75	1014 33.75×7.5 (3)
1	3	2	Crosscut	30.125	1012 30.125×7.5 (3)
1	4	2	Crosscut	30.125	1012 30.125×7.5 (3)
1	5	1	Rip	39.5	
1	6	2	Crosscut	88.125	1017 39.5×88.125 (3)
1	7	2	Crosscut	7.5	1016 39.5×7.5 (3)
2	1	1	Rip	7.5	
2	2	2	Crosscut	33.75	1014 33.75×7.5 (3)
2	3	2	Crosscut	30.125	1012 30.125×7.5 (3)
2	4	2	Crosscut	30.125	1012 30.125×7.5 (3)
2	5	1	Rip	39.5	
2	6	2	Crosscut	88.125	1017 39.5×88.125 (3)
2	7	2	Crosscut	7.5	1016 39.5×7.5 (3)
3	1	1	Rip	7.5	
3	2	2	Crosscut	33.75	1014 33.75×7.5 (2)
3	3	2	Crosscut	30.125	1012 30.125×7.5 (2)
3	4	2	Crosscut	30.125	1012 30.125×7.5 (2)
3	5	1	Rip	39.5	
3	6	2	Crosscut	88.125	1017 39.5×88.125 (2)
3	7	2	Crosscut	7.5	1016 39.5×7.5 (2)

107|Drunk2 + 2002|LAM PB: Plan 7 of 25 (7) 48 × 96



Cycle	Step	Phase	Direction	Position	Produces
1	1	1	Crosscut	8.75	
1	2	2	Rip	11	1001 8.75×11 (3)
1	3	2	Rip	11	1001 8.75×11 (3)
1	4	2	Rip	11	1001 8.75×11 (3)
1	5	2	Rip	11	1001 8.75×11 (3)
1	6	1	Crosscut	8.75	
1	7	2	Rip	45.5	1002 8.75×45.5 (3)
1	8	1	Crosscut	8.75	
1	9	2	Rip	45.5	1002 8.75×45.5 (3)
1	10	1	Crosscut	34.5	
1	11	2	Rip	11.25	1007 11.25×34.5 (3)
1	12	2	Rip	11.25	1007 11.25×34.5 (3)
1	13	2	Rip	11.25	1007 11.25×34.5 (3)
1	14	2	Rip	11.25	1007 11.25×34.5 (3)
1	15	3	Crosscut	33.75	
1	16	4	Rip	1	1013 33.75×1 (3)
1	17	4	Rip	1	1013 33.75×1 (3)
1	18	1	Crosscut	34.5	
1	19	2	Rip	11.25	1007 11.25×34.5 (3)
1	20	2	Rip	11.25	1007 11.25×34.5 (3)
1	21	2	Rip	11.25	1007 11.25×34.5 (3)
1	22	2	Rip	11.25	1007 11.25×34.5 (3)
1	23	3	Crosscut	33.75	
1	24	4	Rip	1	1013 33.75×1 (3)
1	25	4	Rip	1	1013 33.75×1 (3)
2	1	1	Crosscut	8.75	
2	2	2	Rip	11	1001 8.75×11 (3)
2	3	2	Rip	11	1001 8.75×11 (3)
2	4	2	Rip	11	1001 8.75×11 (3)
2	5	2	Rip	11	1001 8.75×11 (3)
2	6	1	Crosscut	8.75	
2	7	2	Rip	45.5	1002 8.75×45.5 (3)
2	8	1	Crosscut	8.75	
2	9	2	Rip	45.5	1002 8.75×45.5 (3)
2	10	1	Crosscut	34.5	
2	11	2	Rip	11.25	1007 11.25×34.5 (3)
2	12	2	Rip	11.25	1007 11.25×34.5 (3)
2	13	2	Rip	11.25	1007 11.25×34.5 (3)
2	14	2	Rip	11.25	1007 11.25×34.5 (3)
2	15	3	Crosscut	33.75	
2	16	4	Rip	1	1013 33.75×1 (3)
2	17	4	Rip	1	1013 33.75×1 (3)
2	18	1	Crosscut	34.5	
2	19	2	Rip	11.25	1007 11.25×34.5 (3)

Cycle	Step	Phase	Direction	Position	Produces
2	20	2	Rip	11.25	1007 11.25×34.5 (3)
2	21	2	Rip	11.25	1007 11.25×34.5 (3)
2	22	2	Rip	11.25	1007 11.25×34.5 (3)
2	23	3	Crosscut	33.75	
2	24	4	Rip	1	1013 33.75×1 (3)
2	25	4	Rip	1	1013 33.75×1 (3)
3	1	1	Crosscut	8.75	
3	2	2	Rip	11	1001 8.75×11 (1)
3	3	2	Rip	11	1001 8.75×11 (1)
3	4	2	Rip	11	1001 8.75×11 (1)
3	5	2	Rip	11	1001 8.75×11 (1)
3	6	1	Crosscut	8.75	
3	7	2	Rip	45.5	1002 8.75×45.5 (1)
3	8	1	Crosscut	8.75	
3	9	2	Rip	45.5	1002 8.75×45.5 (1)
3	10	1	Crosscut	34.5	
3	11	2	Rip	11.25	1007 11.25×34.5 (1)
3	12	2	Rip	11.25	1007 11.25×34.5 (1)
3	13	2	Rip	11.25	1007 11.25×34.5 (1)
3	14	2	Rip	11.25	1007 11.25×34.5 (1)
3	15	3	Crosscut	33.75	
3	16	4	Rip	1	1013 33.75×1 (1)
3	17	4	Rip	1	1013 33.75×1 (1)
3	18	1	Crosscut	34.5	
3	19	2	Rip	11.25	1007 11.25×34.5 (1)
3	20	2	Rip	11.25	1007 11.25×34.5 (1)
3	21	2	Rip	11.25	1007 11.25×34.5 (1)
3	22	2	Rip	11.25	1007 11.25×34.5 (1)
3	23	3	Crosscut	33.75	
3	24	4	Rip	1	1013 33.75×1 (1)
3	25	4	Rip	1	1013 33.75×1 (1)

107|Drunk2 + 2002|LAM PB: Plan 8 of 25 (7) 48 × 96

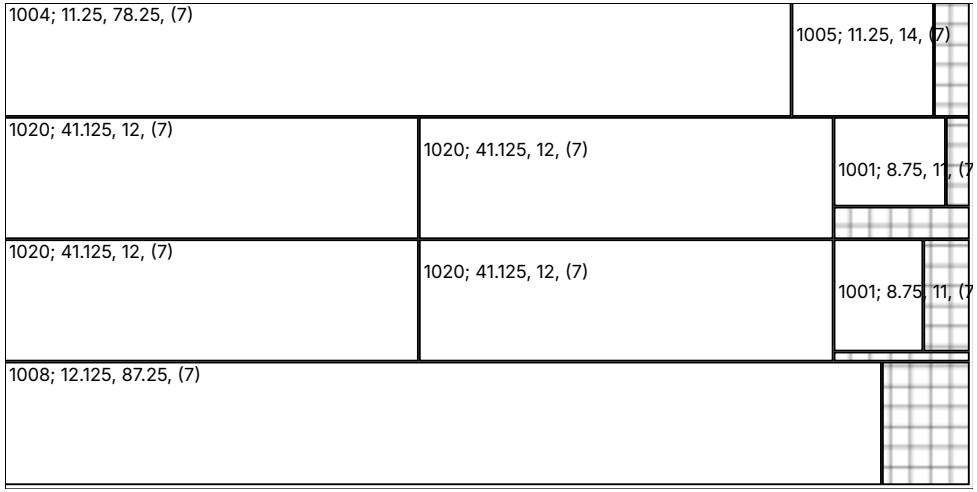

Cycle	Step	Phase	Direction	Position	Produces
1	1	1	Rip	11.25	
1	2	2	Crosscut	78.25	1004 11.25×78.25 (3)
1	3	2	Crosscut	14	1005 11.25×14 (3)
1	4	1	Rip	12	
1	5	2	Crosscut	41.125	1020 41.125×12 (3)
1	6	2	Crosscut	41.125	1020 41.125×12 (3)
1	7	3	Rip	8.75	
1	8	4	Crosscut	11	1001 8.75×11 (3)
1	9	1	Rip	12	
1	10	2	Crosscut	41.125	1020 41.125×12 (3)
1	11	2	Crosscut	41.125	1020 41.125×12 (3)
1	12	3	Rip	11	
1	13	4	Crosscut	8.75	1001 8.75×11 (3)
1	14	1	Rip	12.125	
1	15	2	Crosscut	87.25	1008 12.125×87.25 (3)
2	1	1	Rip	11.25	
2	2	2	Crosscut	78.25	1004 11.25×78.25 (3)
2	3	2	Crosscut	14	1005 11.25×14 (3)
2	4	1	Rip	12	
2	5	2	Crosscut	41.125	1020 41.125×12 (3)
2	6	2	Crosscut	41.125	1020 41.125×12 (3)
2	7	3	Rip	8.75	
2	8	4	Crosscut	11	1001 8.75×11 (3)
2	9	1	Rip	12	
2	10	2	Crosscut	41.125	1020 41.125×12 (3)
2	11	2	Crosscut	41.125	1020 41.125×12 (3)
2	12	3	Rip	11	
2	13	4	Crosscut	8.75	1001 8.75×11 (3)
2	14	1	Rip	12.125	
2	15	2	Crosscut	87.25	1008 12.125×87.25 (3)
3	1	1	Rip	11.25	
3	2	2	Crosscut	78.25	1004 11.25×78.25 (1)
3	3	2	Crosscut	14	1005 11.25×14 (1)
3	4	1	Rip	12	
3	5	2	Crosscut	41.125	1020 41.125×12 (1)
3	6	2	Crosscut	41.125	1020 41.125×12 (1)
3	7	3	Rip	8.75	
3	8	4	Crosscut	11	1001 8.75×11 (1)
3	9	1	Rip	12	
3	10	2	Crosscut	41.125	1020 41.125×12 (1)
3	11	2	Crosscut	41.125	1020 41.125×12 (1)
3	12	3	Rip	11	
3	13	4	Crosscut	8.75	1001 8.75×11 (1)
3	14	1	Rip	12.125	

Cycle	Step	Phase	Direction	Position	Produces
3	15	2	Crosscut	87.25	1008 12.125×87.25 (1)

107|Drunk2 + 2002|LAM PB: Plan 9 of 25 (13) 48 × 96



Cycle	Step	Phase	Direction	Position	Produces
1	1	1	Crosscut	7.5	
1	2	2	Rip	33.75	1014 33.75×7.5 (3)
1	3	1	Crosscut	87.25	
1	4	2	Rip	12.125	1008 12.125×87.25 (3)
1	5	2	Rip	12.125	1008 12.125×87.25 (3)
1	6	3	Crosscut	8.75	
1	7	4	Rip	11	1001 8.75×11 (3)
1	8	3	Crosscut	78.25	
1	9	4	Rip	11.25	1004 11.25×78.25 (3)
1	10	4	Rip	11.25	1004 11.25×78.25 (3)
2	1	1	Crosscut	7.5	
2	2	2	Rip	33.75	1014 33.75×7.5 (3)
2	3	1	Crosscut	87.25	
2	4	2	Rip	12.125	1008 12.125×87.25 (3)
2	5	2	Rip	12.125	1008 12.125×87.25 (3)
2	6	3	Crosscut	8.75	
2	7	4	Rip	11	1001 8.75×11 (3)
2	8	3	Crosscut	78.25	
2	9	4	Rip	11.25	1004 11.25×78.25 (3)
2	10	4	Rip	11.25	1004 11.25×78.25 (3)
3	1	1	Crosscut	7.5	
3	2	2	Rip	33.75	1014 33.75×7.5 (3)
3	3	1	Crosscut	87.25	
3	4	2	Rip	12.125	1008 12.125×87.25 (3)
3	5	2	Rip	12.125	1008 12.125×87.25 (3)
3	6	3	Crosscut	8.75	
3	7	4	Rip	11	1001 8.75×11 (3)
3	8	3	Crosscut	78.25	
3	9	4	Rip	11.25	1004 11.25×78.25 (3)
3	10	4	Rip	11.25	1004 11.25×78.25 (3)
4	1	1	Crosscut	7.5	
4	2	2	Rip	33.75	1014 33.75×7.5 (3)
4	3	1	Crosscut	87.25	
4	4	2	Rip	12.125	1008 12.125×87.25 (3)
4	5	2	Rip	12.125	1008 12.125×87.25 (3)
4	6	3	Crosscut	8.75	
4	7	4	Rip	11	1001 8.75×11 (3)
4	8	3	Crosscut	78.25	
4	9	4	Rip	11.25	1004 11.25×78.25 (3)
4	10	4	Rip	11.25	1004 11.25×78.25 (3)
5	1	1	Crosscut	7.5	
5	2	2	Rip	33.75	1014 33.75×7.5 (1)
5	3	1	Crosscut	87.25	
5	4	2	Rip	12.125	1008 12.125×87.25 (1)

Cycle	Step	Phase	Direction	Position	Produces
5	5	2	Rip	12.125	1008 12.125×87.25 (1)
5	6	3	Crosscut	8.75	
5	7	4	Rip	11	1001 8.75×11 (1)
5	8	3	Crosscut	78.25	
5	9	4	Rip	11.25	1004 11.25×78.25 (1)
5	10	4	Rip	11.25	1004 11.25×78.25 (1)

107|Drunk2 + 2002|LAM PB: Plan 10 of 25 (1) 48 × 96

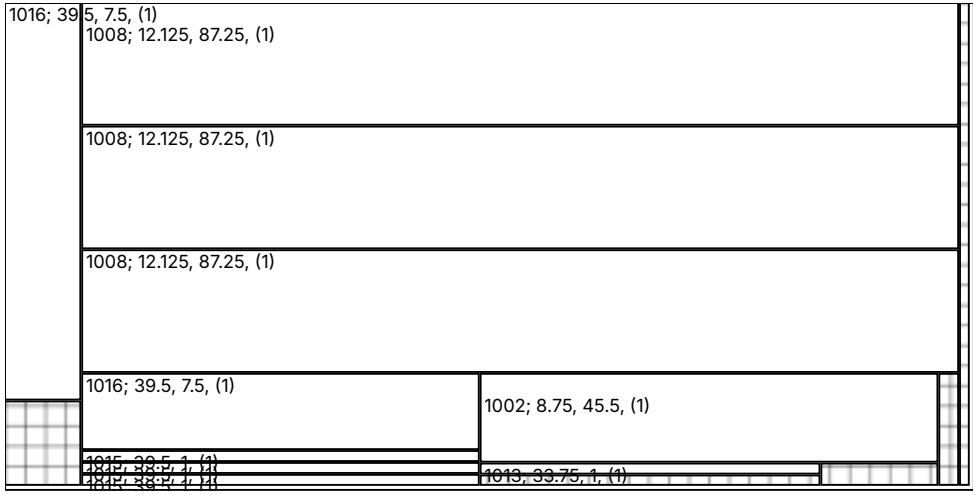

Cycle	Step	Phase	Direction	Position	Produces
1	1	1	Crosscut	7.5	
1	2	2	Rip	39.5	1016 39.5×7.5 (1)
1	3	1	Crosscut	87.25	
1	4	2	Rip	12.125	1008 12.125×87.25 (1)
1	5	2	Rip	12.125	1008 12.125×87.25 (1)
1	6	2	Rip	12.125	1008 12.125×87.25 (1)
1	7	3	Crosscut	39.5	
1	8	4	Rip	7.5	1016 39.5×7.5 (1)
1	9	4	Rip	1	1015 39.5×1 (1)
1	10	4	Rip	1	1015 39.5×1 (1)
1	11	4	Rip	1	1015 39.5×1 (1)
1	12	3	Crosscut	45.5	
1	13	4	Rip	8.75	1002 8.75×45.5 (1)
1	14	5	Crosscut	33.75	
1	15	6	Rip	1	1013 33.75×1 (1)

107|Drunk2 + 2002|LAM PB: Plan 11 of 25 (1) 48 × 96

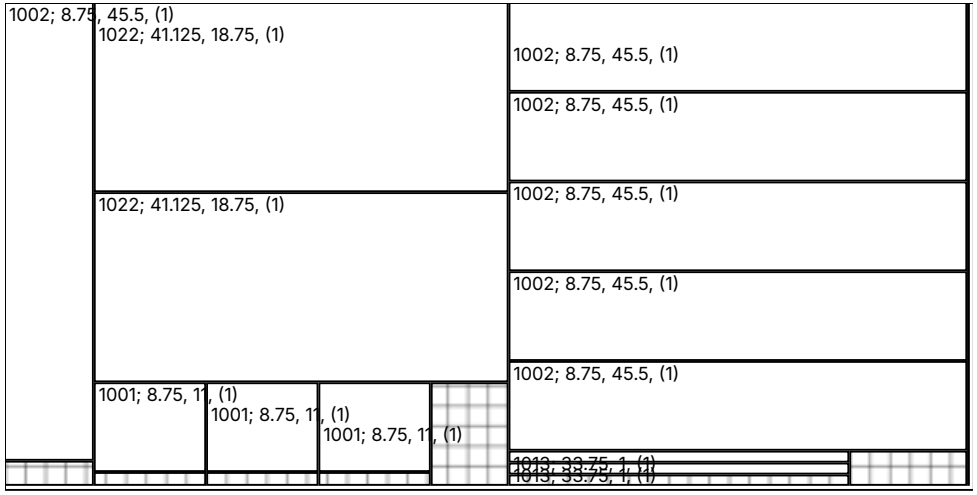

Cycle	Step	Phase	Direction	Position	Produces
1	1	1	Crosscut	8.75	
1	2	2	Rip	45.5	1002 8.75×45.5 (1)
1	3	1	Crosscut	41.125	
1	4	2	Rip	18.75	1022 41.125×18.75 (1)
1	5	2	Rip	18.75	1022 41.125×18.75 (1)
1	6	3	Crosscut	11	
1	7	4	Rip	8.75	1001 8.75×11 (1)
1	8	3	Crosscut	11	
1	9	4	Rip	8.75	1001 8.75×11 (1)
1	10	3	Crosscut	11	
1	11	4	Rip	8.75	1001 8.75×11 (1)
1	12	1	Crosscut	45.5	
1	13	2	Rip	8.75	1002 8.75×45.5 (1)
1	14	2	Rip	8.75	1002 8.75×45.5 (1)
1	15	2	Rip	8.75	1002 8.75×45.5 (1)
1	16	2	Rip	8.75	1002 8.75×45.5 (1)
1	17	2	Rip	8.75	1002 8.75×45.5 (1)
1	18	3	Crosscut	33.75	
1	19	4	Rip	1	1013 33.75×1 (1)
1	20	4	Rip	1	1013 33.75×1 (1)

107|Drunk2 + 2002|LAM PB: Plan 12 of 25 (5) 48 × 96

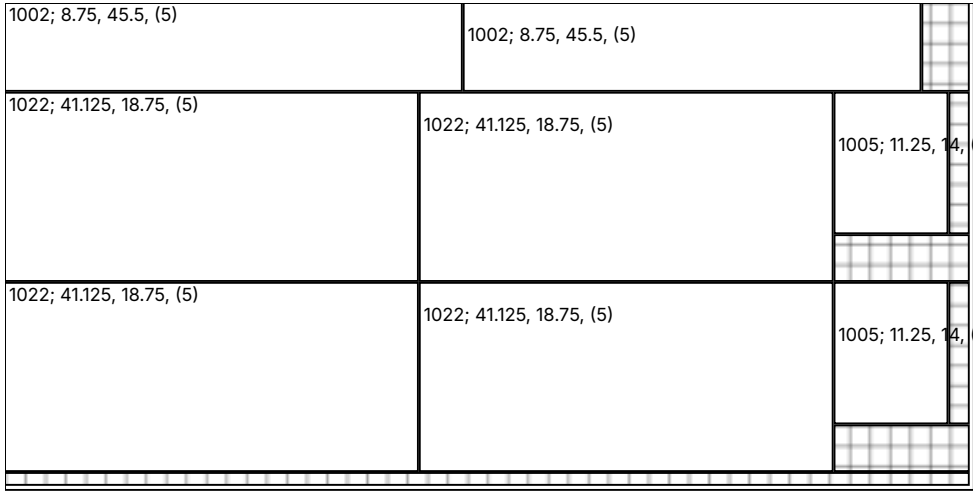

Cycle	Step	Phase	Direction	Position	Produces
1	1	1	Rip	8.75	
1	2	2	Crosscut	45.5	1002 8.75×45.5 (3)
1	3	2	Crosscut	45.5	1002 8.75×45.5 (3)
1	4	1	Rip	18.75	
1	5	2	Crosscut	41.125	1022 41.125×18.75 (3)
1	6	2	Crosscut	41.125	1022 41.125×18.75 (3)
1	7	3	Rip	14	
1	8	4	Crosscut	11.25	1005 11.25×14 (3)
1	9	1	Rip	18.75	
1	10	2	Crosscut	41.125	1022 41.125×18.75 (3)
1	11	2	Crosscut	41.125	1022 41.125×18.75 (3)
1	12	3	Rip	14	
1	13	4	Crosscut	11.25	1005 11.25×14 (3)
2	1	1	Rip	8.75	
2	2	2	Crosscut	45.5	1002 8.75×45.5 (2)
2	3	2	Crosscut	45.5	1002 8.75×45.5 (2)
2	4	1	Rip	18.75	
2	5	2	Crosscut	41.125	1022 41.125×18.75 (2)
2	6	2	Crosscut	41.125	1022 41.125×18.75 (2)
2	7	3	Rip	14	
2	8	4	Crosscut	11.25	1005 11.25×14 (2)
2	9	1	Rip	18.75	
2	10	2	Crosscut	41.125	1022 41.125×18.75 (2)
2	11	2	Crosscut	41.125	1022 41.125×18.75 (2)
2	12	3	Rip	14	
2	13	4	Crosscut	11.25	1005 11.25×14 (2)

107|Drunk2 + 2002|LAM PB: Plan 13 of 25 (1) 48 × 96

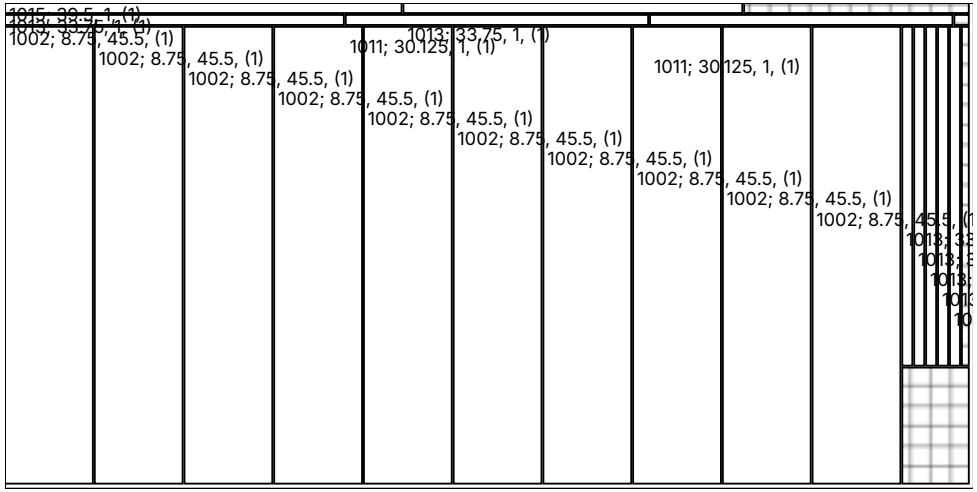

Cycle	Step	Phase	Direction	Position	Produces
1	1	1	Rip	1	
1	2	2	Crosscut	39.5	1015 39.5×1 (1)
1	3	2	Crosscut	33.75	1013 33.75×1 (1)
1	4	1	Rip	1	
1	5	2	Crosscut	33.75	1013 33.75×1 (1)
1	6	2	Crosscut	30.125	1011 30.125×1 (1)
1	7	2	Crosscut	30.125	1011 30.125×1 (1)
1	8	1	Rip	45.5	
1	9	2	Crosscut	8.75	1002 8.75×45.5 (1)
1	10	2	Crosscut	8.75	1002 8.75×45.5 (1)
1	11	2	Crosscut	8.75	1002 8.75×45.5 (1)
1	12	2	Crosscut	8.75	1002 8.75×45.5 (1)
1	13	2	Crosscut	8.75	1002 8.75×45.5 (1)
1	14	2	Crosscut	8.75	1002 8.75×45.5 (1)
1	15	2	Crosscut	8.75	1002 8.75×45.5 (1)
1	16	2	Crosscut	8.75	1002 8.75×45.5 (1)
1	17	2	Crosscut	8.75	1002 8.75×45.5 (1)
1	18	2	Crosscut	8.75	1002 8.75×45.5 (1)
1	19	3	Rip	33.75	
1	20	4	Crosscut	1	1013 33.75×1 (1)
1	21	4	Crosscut	1	1013 33.75×1 (1)
1	22	4	Crosscut	1	1013 33.75×1 (1)
1	23	4	Crosscut	1	1013 33.75×1 (1)
1	24	4	Crosscut	1	1013 33.75×1 (1)

107|Drunk2 + 2002|LAM PB: Plan 14 of 25 (7) 48 × 96

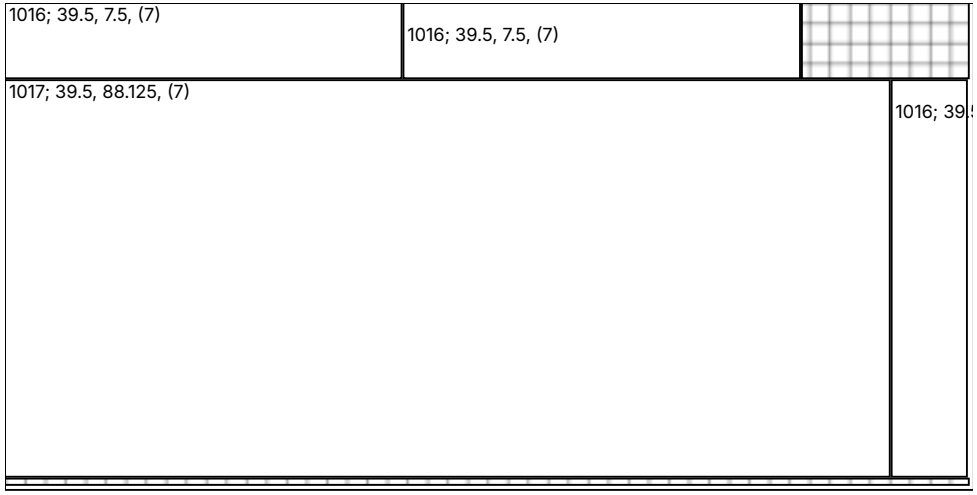

Cycle	Step	Phase	Direction	Position	Produces
1	1	1	Rip	7.5	
1	2	2	Crosscut	39.5	1016 39.5×7.5 (3)
1	3	2	Crosscut	39.5	1016 39.5×7.5 (3)
1	4	1	Rip	39.5	
1	5	2	Crosscut	88.125	1017 39.5×88.125 (3)
1	6	2	Crosscut	7.5	1016 39.5×7.5 (3)
2	1	1	Rip	7.5	
2	2	2	Crosscut	39.5	1016 39.5×7.5 (3)
2	3	2	Crosscut	39.5	1016 39.5×7.5 (3)
2	4	1	Rip	39.5	
2	5	2	Crosscut	88.125	1017 39.5×88.125 (3)
2	6	2	Crosscut	7.5	1016 39.5×7.5 (3)
3	1	1	Rip	7.5	
3	2	2	Crosscut	39.5	1016 39.5×7.5 (1)
3	3	2	Crosscut	39.5	1016 39.5×7.5 (1)
3	4	1	Rip	39.5	
3	5	2	Crosscut	88.125	1017 39.5×88.125 (1)
3	6	2	Crosscut	7.5	1016 39.5×7.5 (1)

107|Drunk2 + 2002|LAM PB: Plan 15 of 25 (2) 48 × 96

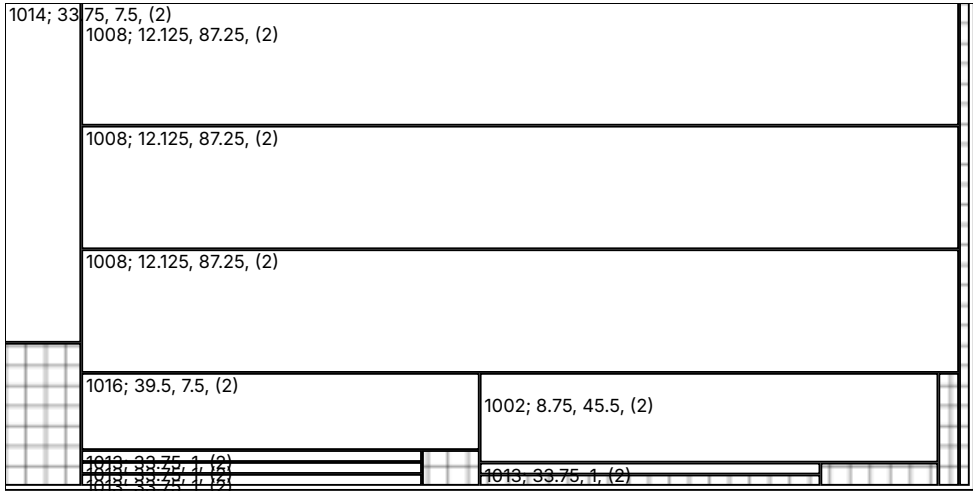

Cycle	Step	Phase	Direction	Position	Produces
1	1	1	Crosscut	7.5	
1	2	2	Rip	33.75	1014 33.75×7.5 (2)
1	3	1	Crosscut	87.25	
1	4	2	Rip	12.125	1008 12.125×87.25 (2)
1	5	2	Rip	12.125	1008 12.125×87.25 (2)
1	6	2	Rip	12.125	1008 12.125×87.25 (2)
1	7	3	Crosscut	39.5	
1	8	4	Rip	7.5	1016 39.5×7.5 (2)
1	9	5	Crosscut	33.75	
1	10	6	Rip	1	1013 33.75×1 (2)
1	11	6	Rip	1	1013 33.75×1 (2)
1	12	6	Rip	1	1013 33.75×1 (2)
1	13	3	Crosscut	45.5	
1	14	4	Rip	8.75	1002 8.75×45.5 (2)
1	15	5	Crosscut	33.75	
1	16	6	Rip	1	1013 33.75×1 (2)

107|Drunk2 + 2002|LAM PB: Plan 16 of 25 (1) 48 × 96

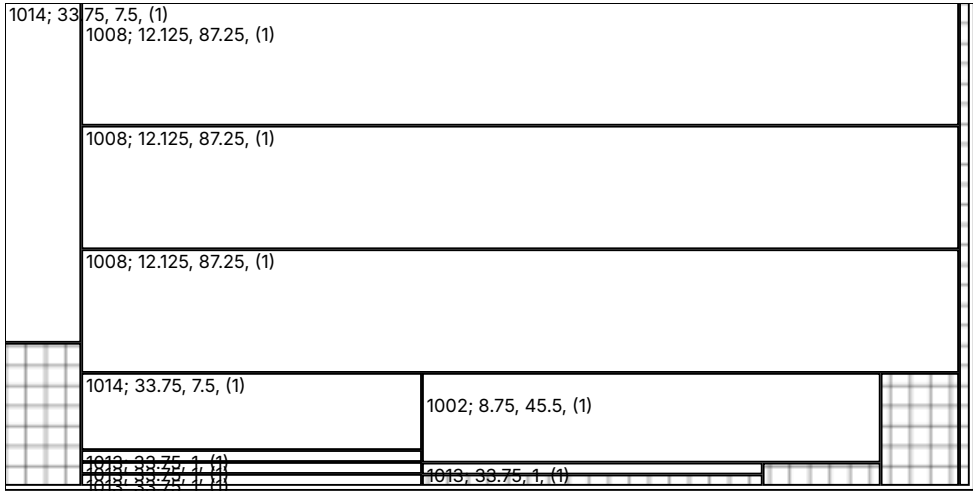

Cycle	Step	Phase	Direction	Position	Produces
1	1	1	Crosscut	7.5	
1	2	2	Rip	33.75	1014 33.75×7.5 (1)
1	3	1	Crosscut	87.25	
1	4	2	Rip	12.125	1008 12.125×87.25 (1)
1	5	2	Rip	12.125	1008 12.125×87.25 (1)
1	6	2	Rip	12.125	1008 12.125×87.25 (1)
1	7	3	Crosscut	33.75	
1	8	4	Rip	7.5	1014 33.75×7.5 (1)
1	9	4	Rip	1	1013 33.75×1 (1)
1	10	4	Rip	1	1013 33.75×1 (1)
1	11	4	Rip	1	1013 33.75×1 (1)
1	12	3	Crosscut	45.5	
1	13	4	Rip	8.75	1002 8.75×45.5 (1)
1	14	5	Crosscut	33.75	
1	15	6	Rip	1	1013 33.75×1 (1)

107|Drunk2 + 2002|LAM PB: Plan 17 of 25 (1) 48 × 96

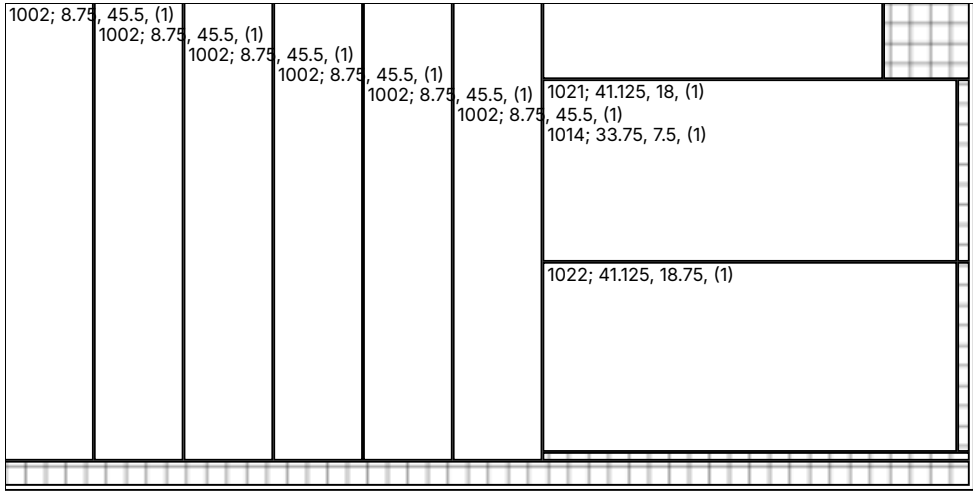

Cycle	Step	Phase	Direction	Position	Produces
1	1	1	Rip	45.5	
1	2	2	Crosscut	8.75	1002 8.75×45.5 (1)
1	3	2	Crosscut	8.75	1002 8.75×45.5 (1)
1	4	2	Crosscut	8.75	1002 8.75×45.5 (1)
1	5	2	Crosscut	8.75	1002 8.75×45.5 (1)
1	6	2	Crosscut	8.75	1002 8.75×45.5 (1)
1	7	2	Crosscut	8.75	1002 8.75×45.5 (1)
1	8	3	Rip	7.5	
1	9	4	Crosscut	33.75	1014 33.75×7.5 (1)
1	10	3	Rip	18	
1	11	4	Crosscut	41.125	1021 41.125×18 (1)
1	12	3	Rip	18.75	
1	13	4	Crosscut	41.125	1022 41.125×18.75 (1)

107|Drunk2 + 2002|LAM PB: Plan 18 of 25 (1) 48 × 96

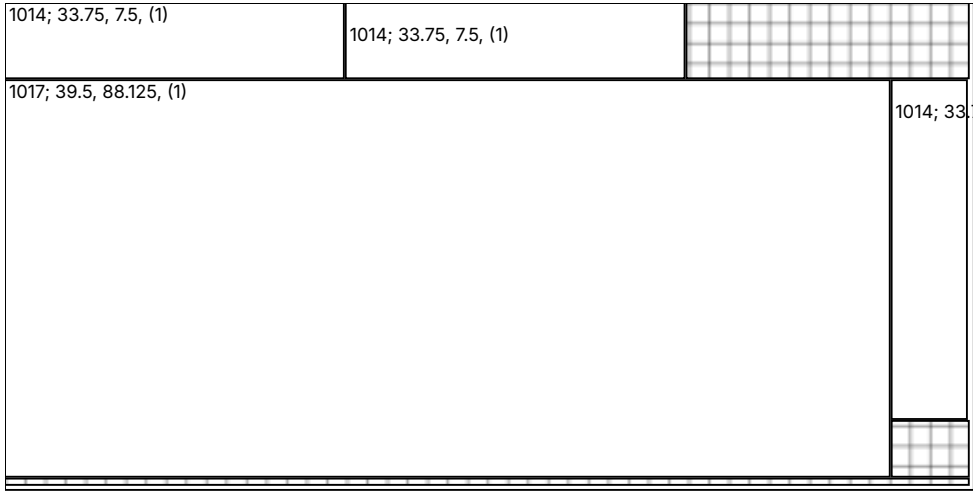

Cycle	Step	Phase	Direction	Position	Produces
1	1	1	Rip	7.5	
1	2	2	Crosscut	33.75	1014 33.75×7.5 (1)
1	3	2	Crosscut	33.75	1014 33.75×7.5 (1)
1	4	1	Rip	39.5	
1	5	2	Crosscut	88.125	1017 39.5×88.125 (1)
1	6	3	Rip	33.75	
1	7	4	Crosscut	7.5	1014 33.75×7.5 (1)

107|Drunk2 + 2002|LAM PB: Plan 19 of 25 (8) 48 × 96

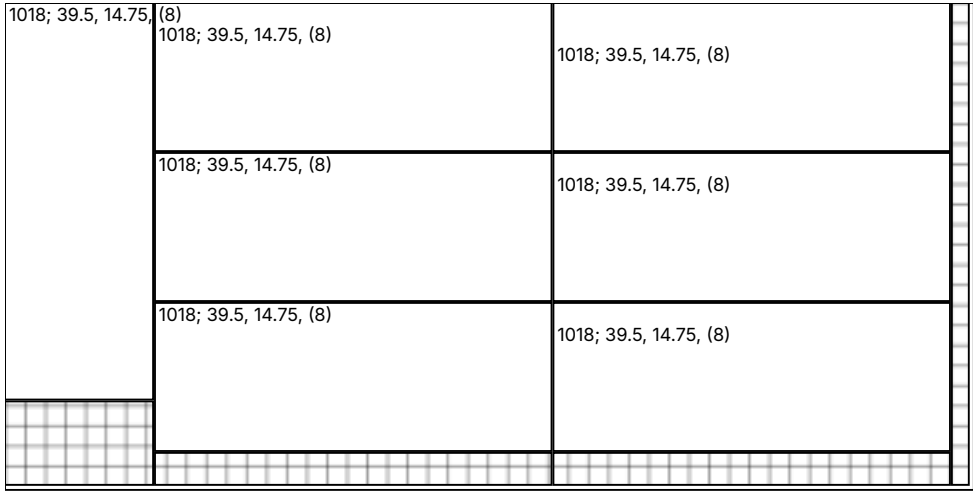

Cycle	Step	Phase	Direction	Position	Produces
1	1	1	Crosscut	14.75	
1	2	2	Rip	39.5	1018 39.5×14.75 (3)
1	3	1	Crosscut	39.5	
1	4	2	Rip	14.75	1018 39.5×14.75 (3)
1	5	2	Rip	14.75	1018 39.5×14.75 (3)
1	6	2	Rip	14.75	1018 39.5×14.75 (3)
1	7	1	Crosscut	39.5	
1	8	2	Rip	14.75	1018 39.5×14.75 (3)
1	9	2	Rip	14.75	1018 39.5×14.75 (3)
1	10	2	Rip	14.75	1018 39.5×14.75 (3)
2	1	1	Crosscut	14.75	
2	2	2	Rip	39.5	1018 39.5×14.75 (3)
2	3	1	Crosscut	39.5	
2	4	2	Rip	14.75	1018 39.5×14.75 (3)
2	5	2	Rip	14.75	1018 39.5×14.75 (3)
2	6	2	Rip	14.75	1018 39.5×14.75 (3)
2	7	1	Crosscut	39.5	
2	8	2	Rip	14.75	1018 39.5×14.75 (3)
2	9	2	Rip	14.75	1018 39.5×14.75 (3)
2	10	2	Rip	14.75	1018 39.5×14.75 (3)
3	1	1	Crosscut	14.75	
3	2	2	Rip	39.5	1018 39.5×14.75 (2)
3	3	1	Crosscut	39.5	
3	4	2	Rip	14.75	1018 39.5×14.75 (2)
3	5	2	Rip	14.75	1018 39.5×14.75 (2)
3	6	2	Rip	14.75	1018 39.5×14.75 (2)
3	7	1	Crosscut	39.5	
3	8	2	Rip	14.75	1018 39.5×14.75 (2)
3	9	2	Rip	14.75	1018 39.5×14.75 (2)
3	10	2	Rip	14.75	1018 39.5×14.75 (2)

107|Drunk2 + 2002|LAM PB: Plan 20 of 25 (2) 48 × 96

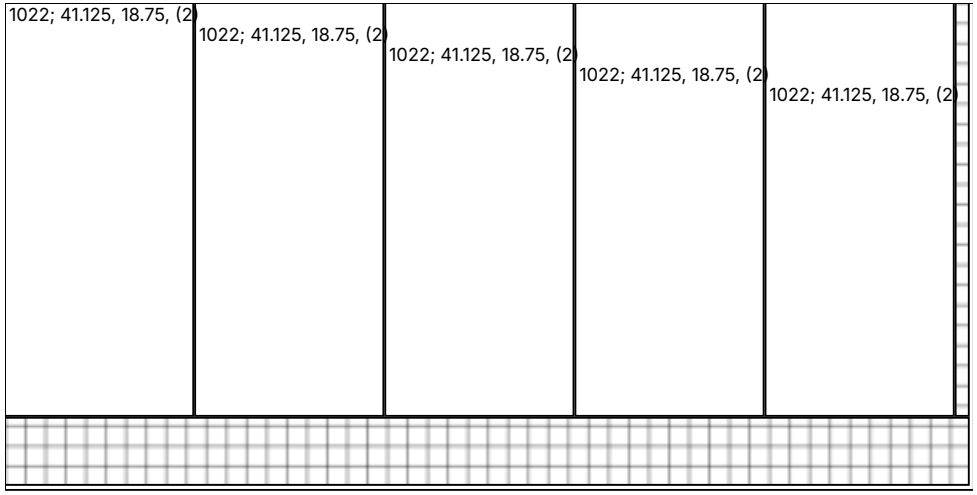

Cycle	Step	Phase	Direction	Position	Produces
1	1	1	Rip	41.125	
1	2	2	Crosscut	18.75	1022 41.125×18.75 (2)
1	3	2	Crosscut	18.75	1022 41.125×18.75 (2)
1	4	2	Crosscut	18.75	1022 41.125×18.75 (2)
1	5	2	Crosscut	18.75	1022 41.125×18.75 (2)
1	6	2	Crosscut	18.75	1022 41.125×18.75 (2)

107|Drunk2 + 2002|LAM PB: Plan 21 of 25 (1) 48 × 96

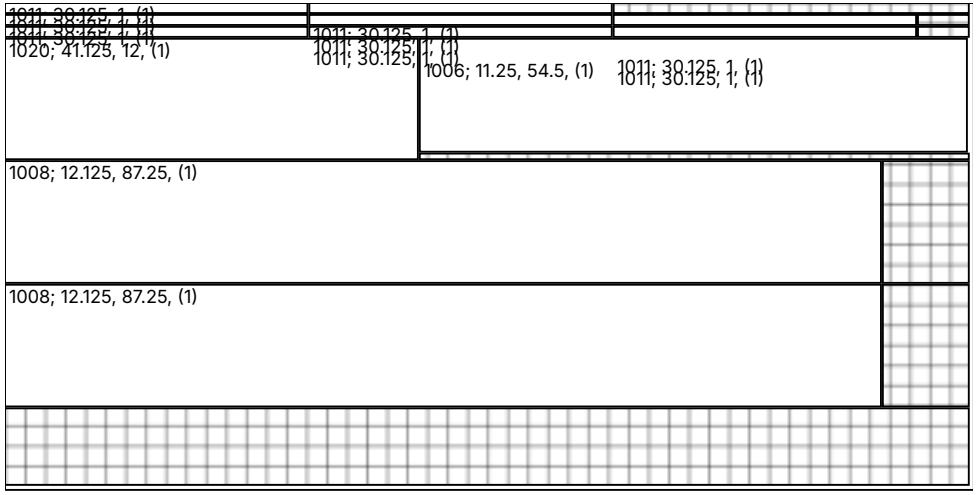

Cycle	Step	Phase	Direction	Position	Produces
1	1	1	Rip	1	
1	2	2	Crosscut	30.125	1011 30.125×1 (1)
1	3	2	Crosscut	30.125	1011 30.125×1 (1)
1	4	1	Rip	1	
1	5	2	Crosscut	30.125	1011 30.125×1 (1)
1	6	2	Crosscut	30.125	1011 30.125×1 (1)
1	7	2	Crosscut	30.125	1011 30.125×1 (1)
1	8	1	Rip	1	
1	9	2	Crosscut	30.125	1011 30.125×1 (1)
1	10	2	Crosscut	30.125	1011 30.125×1 (1)
1	11	2	Crosscut	30.125	1011 30.125×1 (1)
1	12	1	Rip	12	
1	13	2	Crosscut	41.125	1020 41.125×12 (1)
1	14	3	Rip	11.25	
1	15	4	Crosscut	54.5	1006 11.25×54.5 (1)
1	16	1	Rip	12.125	
1	17	2	Crosscut	87.25	1008 12.125×87.25 (1)
1	18	1	Rip	12.125	
1	19	2	Crosscut	87.25	1008 12.125×87.25 (1)

107|Drunk2 + 2002|LAM PB: Plan 22 of 25 (4) 48 × 96

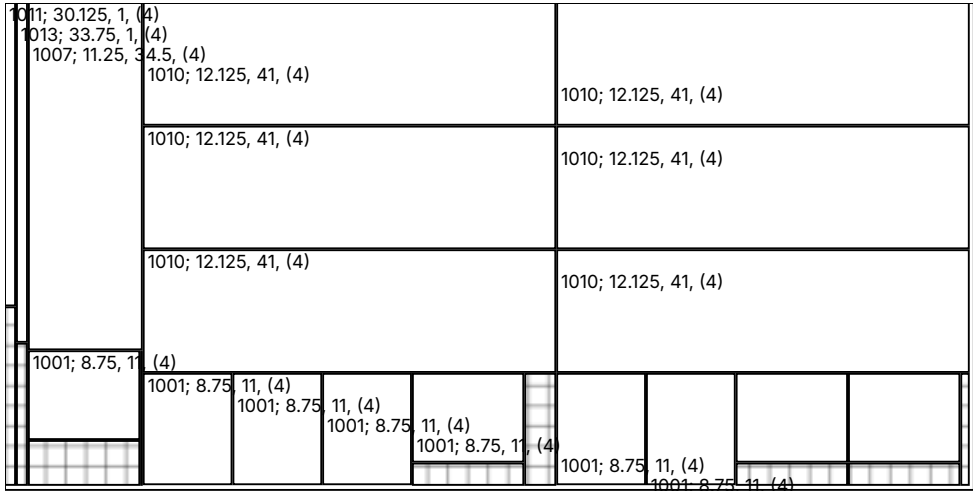

Cycle	Step	Phase	Direction	Position	Produces
1	1	1	Crosscut	1	
1	2	2	Rip	30.125	1011 30.125×1 (3)
1	3	1	Crosscut	1	
1	4	2	Rip	33.75	1013 33.75×1 (3)
1	5	1	Crosscut	11.25	
1	6	2	Rip	34.5	1007 11.25×34.5 (3)
1	7	3	Crosscut	11	
1	8	4	Rip	8.75	1001 8.75×11 (3)
1	9	1	Crosscut	41	
1	10	2	Rip	12.125	1010 12.125×41 (3)
1	11	2	Rip	12.125	1010 12.125×41 (3)
1	12	2	Rip	12.125	1010 12.125×41 (3)
1	13	3	Crosscut	8.75	
1	14	4	Rip	11	1001 8.75×11 (3)
1	15	3	Crosscut	8.75	
1	16	4	Rip	11	1001 8.75×11 (3)
1	17	3	Crosscut	8.75	
1	18	4	Rip	11	1001 8.75×11 (3)
1	19	3	Crosscut	11	
1	20	4	Rip	8.75	1001 8.75×11 (3)
1	21	1	Crosscut	41	
1	22	2	Rip	12.125	1010 12.125×41 (3)
1	23	2	Rip	12.125	1010 12.125×41 (3)
1	24	2	Rip	12.125	1010 12.125×41 (3)
1	25	3	Crosscut	8.75	
1	26	4	Rip	11	1001 8.75×11 (3)
1	27	3	Crosscut	8.75	
1	28	4	Rip	11	1001 8.75×11 (3)
1	29	3	Crosscut	11	
1	30	4	Rip	8.75	1001 8.75×11 (3)
1	31	3	Crosscut	11	
1	32	4	Rip	8.75	1001 8.75×11 (3)
2	1	1	Crosscut	1	
2	2	2	Rip	30.125	1011 30.125×1 (1)
2	3	1	Crosscut	1	
2	4	2	Rip	33.75	1013 33.75×1 (1)
2	5	1	Crosscut	11.25	
2	6	2	Rip	34.5	1007 11.25×34.5 (1)
2	7	3	Crosscut	11	
2	8	4	Rip	8.75	1001 8.75×11 (1)
2	9	1	Crosscut	41	
2	10	2	Rip	12.125	1010 12.125×41 (1)
2	11	2	Rip	12.125	1010 12.125×41 (1)
2	12	2	Rip	12.125	1010 12.125×41 (1)

Cycle	Step	Phase	Direction	Position	Produces
2	13	3	Crosscut	8.75	
2	14	4	Rip	11	1001 8.75×11 (1)
2	15	3	Crosscut	8.75	
2	16	4	Rip	11	1001 8.75×11 (1)
2	17	3	Crosscut	8.75	
2	18	4	Rip	11	1001 8.75×11 (1)
2	19	3	Crosscut	11	
2	20	4	Rip	8.75	1001 8.75×11 (1)
2	21	1	Crosscut	41	
2	22	2	Rip	12.125	1010 12.125×41 (1)
2	23	2	Rip	12.125	1010 12.125×41 (1)
2	24	2	Rip	12.125	1010 12.125×41 (1)
2	25	3	Crosscut	8.75	
2	26	4	Rip	11	1001 8.75×11 (1)
2	27	3	Crosscut	8.75	
2	28	4	Rip	11	1001 8.75×11 (1)
2	29	3	Crosscut	11	
2	30	4	Rip	8.75	1001 8.75×11 (1)
2	31	3	Crosscut	11	
2	32	4	Rip	8.75	1001 8.75×11 (1)

107|Drunk2 + 2002|LAM PB: Plan 23 of 25 (1) 48 × 96

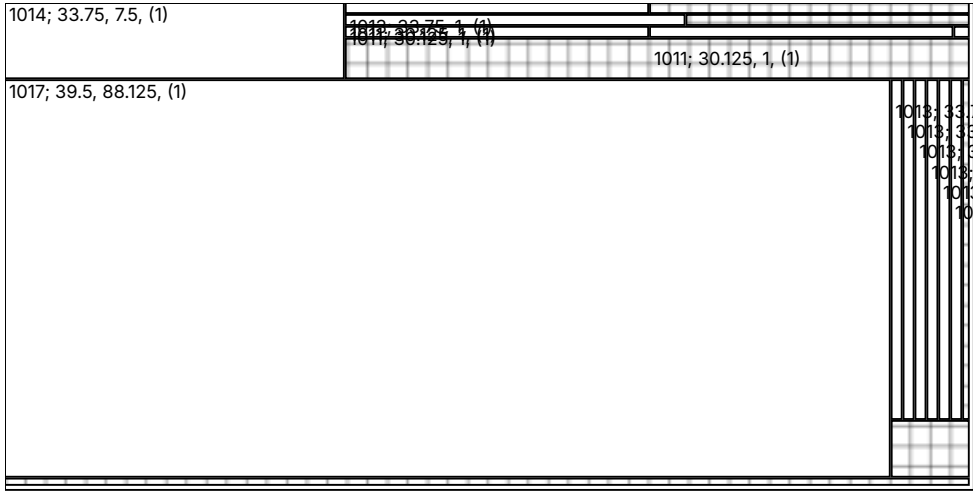

Cycle	Step	Phase	Direction	Position	Produces
1	1	1	Rip	7.5	
1	2	2	Crosscut	33.75	1014 33.75×7.5 (1)
1	3	3	Rip	1	
1	4	4	Crosscut	30.125	1011 30.125×1 (1)
1	5	3	Rip	1	
1	6	4	Crosscut	33.75	1013 33.75×1 (1)
1	7	3	Rip	1	
1	8	4	Crosscut	30.125	1011 30.125×1 (1)
1	9	4	Crosscut	30.125	1011 30.125×1 (1)
1	10	1	Rip	39.5	
1	11	2	Crosscut	88.125	1017 39.5×88.125 (1)
1	12	3	Rip	33.75	
1	13	4	Crosscut	1	1013 33.75×1 (1)
1	14	4	Crosscut	1	1013 33.75×1 (1)
1	15	4	Crosscut	1	1013 33.75×1 (1)
1	16	4	Crosscut	1	1013 33.75×1 (1)
1	17	4	Crosscut	1	1013 33.75×1 (1)
1	18	4	Crosscut	1	1013 33.75×1 (1)

107|Drunk2 + 2002|LAM PB: Plan 24 of 25 (1) 48 × 96

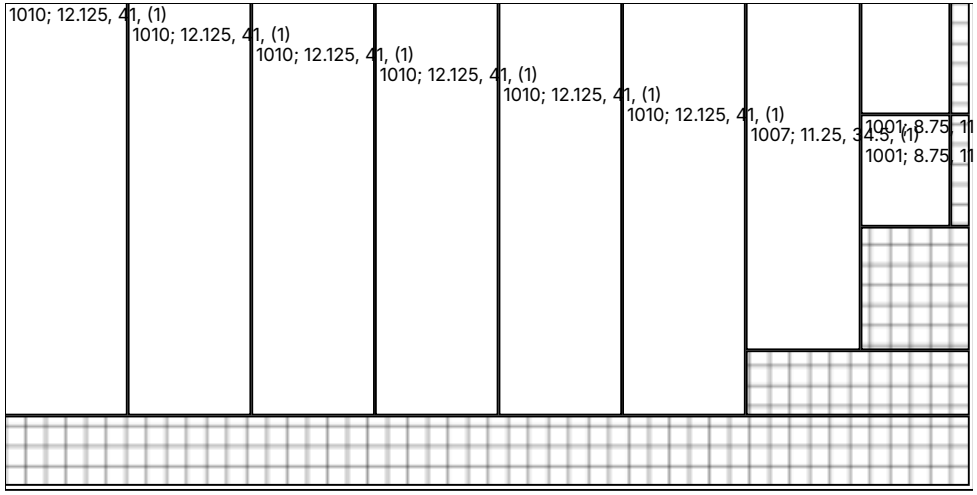

Cycle	Step	Phase	Direction	Position	Produces
1	1	1	Rip	41	
1	2	2	Crosscut	12.125	1010 12.125×41 (1)
1	3	2	Crosscut	12.125	1010 12.125×41 (1)
1	4	2	Crosscut	12.125	1010 12.125×41 (1)
1	5	2	Crosscut	12.125	1010 12.125×41 (1)
1	6	2	Crosscut	12.125	1010 12.125×41 (1)
1	7	2	Crosscut	12.125	1010 12.125×41 (1)
1	8	3	Rip	34.5	
1	9	4	Crosscut	11.25	1007 11.25×34.5 (1)
1	10	5	Rip	11	
1	11	6	Crosscut	8.75	1001 8.75×11 (1)
1	12	5	Rip	11	
1	13	6	Crosscut	8.75	1001 8.75×11 (1)

107|Drunk2 + 2002|LAM PB: Plan 25 of 25 (1) 48 × 96

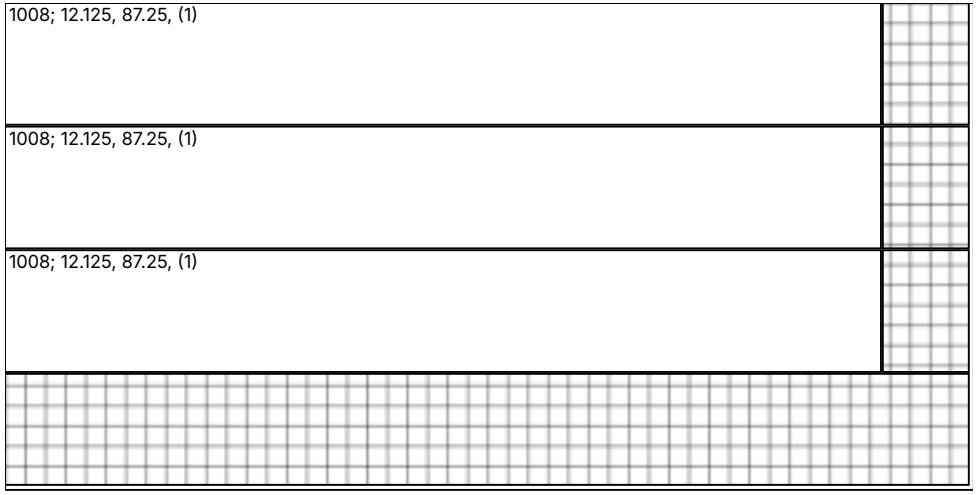

Cycle	Step	Phase	Direction	Position	Produces
1	1	1	Rip	12.125	
1	2	2	Crosscut	87.25	1008 12.125×87.25 (1)
1	3	1	Rip	12.125	
1	4	2	Crosscut	87.25	1008 12.125×87.25 (1)
1	5	1	Rip	12.125	
1	6	2	Crosscut	87.25	1008 12.125×87.25 (1)